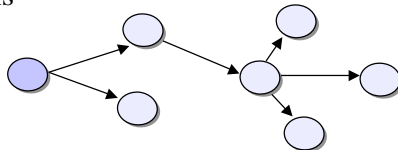


Multicast routing principles in Internet

Motivation
Recap on graphs
Principles and algorithms

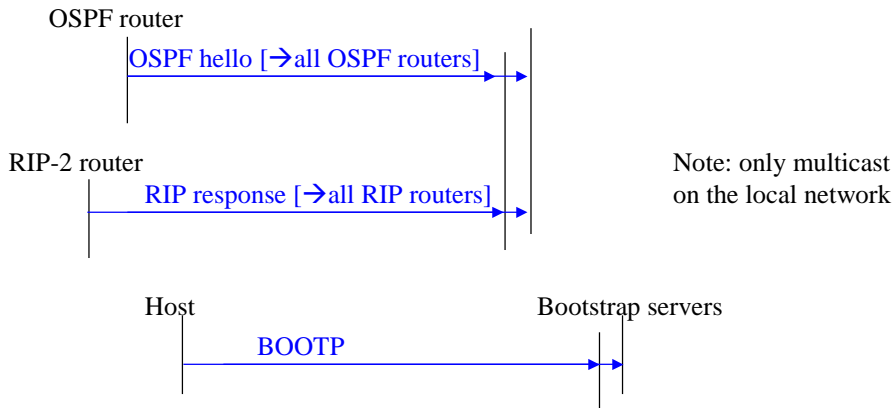
Multicast capability has been and is under intensive development since the 1990's

- MBone used to multicast IETF meetings from 1992
- Extends LAN broadcast capability to WAN in an efficient manner
- Valuable applications
 - resource discovery
 - multimedia conferencing, teaching, gaming
 - streaming audio and video
 - network load minimization by replacing many point-to-point transmissions



Resource discovery by multicast simplifies network management (1)

- No need for lists of neighbors, just use standard multicast address

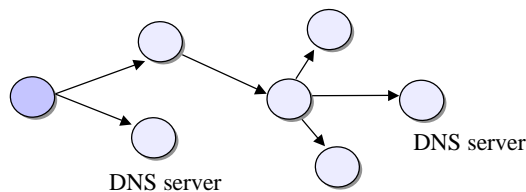


S-38.121 S-02 / RKa, NB

Multicast1-3

Resource discovery by multicast simplifies network management (2)

- How to find corporate DNS-server ⇒ multicast to all nodes in corporate network.



- Network is easily flooded with messages.
- TTL can be used to limit the scope of a broadcast – “expanding ring search”
 - ⇒ find nearest DNS (or other server)
 - when TTL=0, router does not return ICMP message!

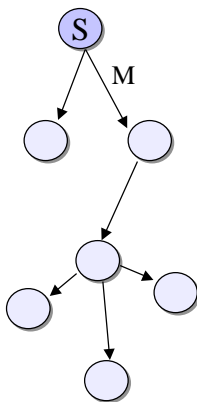
S-38.121 S-02 / RKa, NB

Multicast1-4

Conferencing requirements include

- Multiple sources, multiple recipients, multiple media
- Variable membership
- Small conferences with intelligent media control (what is sent to where)
- Large conferences require media processing in special devices
- QoS is important
 - Low delay
 - Low delay variation
 - Low packet loss

Multipoint sessions differ from point-to-point communication



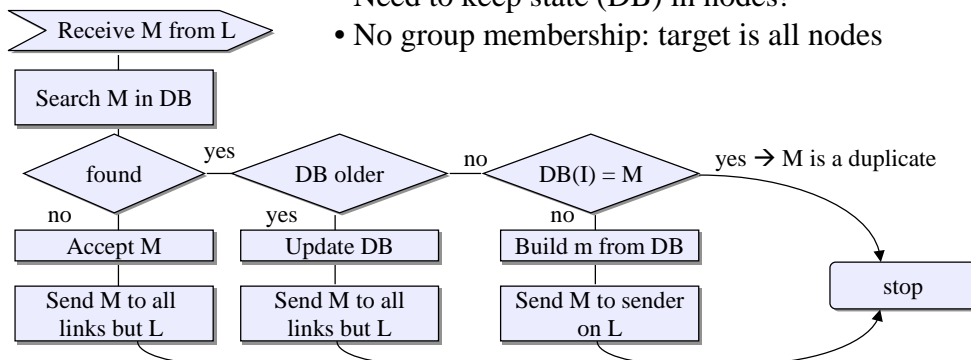
- Participants may join and leave the session.
- Receiver-makes good principle instead of session parameter negotiation.
- Window based flow control does not apply:
→ use UDP / connectionless protocols
- Packets are sent to a group address instead of a host address

Multicast routing algorithms

Flooding is the simplest multicast algorithm

Flooding algorithm:

- Need to keep state (DB) in nodes!
- No group membership: target is all nodes



- Examples: OSPF, Usenet news, etc.

Trace information is an alternative to the database in flooding

- Trace info in message lists all passed nodes
- Avoids costly database reads but may accept same message several times.
- If the neighbor is in trace, do not send



*Flooding guarantees that node will not forward the same packet twice. It does not guarantee that node will receive the same packet only once!
⇒ Greedy algorithm.*



Flooding does not depend on routing tables ⇒ robust

Networks are modeled as graphs.

$$G = (V, E)$$

- V – set of **vertices** or **nodes** (non-empty, finite set)
- E – set of **edges** or **links**.

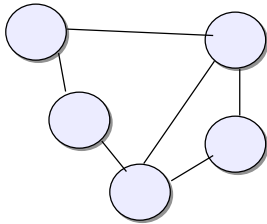
$$E = \{e_j \mid j = 1, 2, \dots, M\}$$

$$e_j = (v_i, v_k) = (i, k)$$

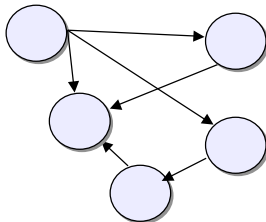
- Nodes i and k are **adjacent** if link (i, k) exists.
- Nodes i and k are also called **neighbors**.

· Vertex, node -
kärki, solmu
· Edge, link - syrjä,
linkki, sivu, kaari,
haara
· Adjacent - viereinen
· Neighbor - naapuri

Links are bi-directional, arcs are unidirectional



Undirected graph



Directed graph

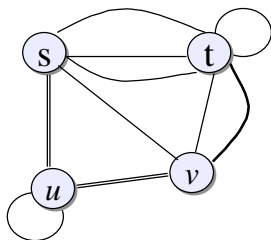
S-38.121 S-02 / RKa, NB

- The **degree of a node** is the number of its neighbors or the number of links incident on the node.
- Unidirectional links, $a_j = (v_i, v_k) = [i,k]$ are called **arcs**.
- If links and nodes have properties, the graph is called a **network**.

· Degree of a node –
solmun aste
· Arc – kaari
· Directed graph =
suunnattu graafi

Multicast1-11

Graphs with parallel links are called multigraphs



- Links between a node and itself are **self loops**.
- Graph with no parallel links and no self loops is a **simple graph**.
- A **path** in a network is a sequence of links beginning at some node s and ending at some node t (= **s,t-path**).
- If $s = t$, the path is called a **cycle**. If an intermediate node appears no more than once, it is a **simple cycle**.

· Cycle, loop – silmukka
· Path – polku

S-38.121 S-02 / RKa, NB

Multicast1-12

A graph is **connected** if there is at least one path between every pair of nodes.

- A subset of nodes with paths to one another is a connected component.

Reflective: By def. $\exists i, i\text{-path}$

Symmetric: $\exists i, j\text{-path} \Rightarrow \exists j, i\text{-path}$

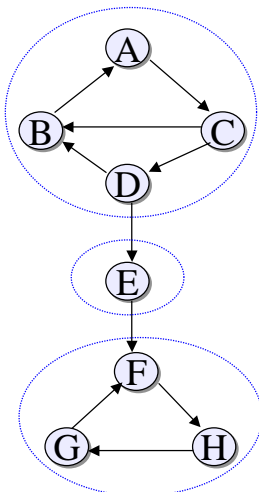
Transitive: $\exists i, j\text{-path and } \exists j, k\text{-path} \Rightarrow \exists i, k\text{-path}$

➡ Components are equivalence classes and the component structure is a partition of the graph.

Partition applies to links and nodes alike.

· *Connected - yhteydellinen, yhdistetty*

A directed graph is **strongly connected** if there is a directed path from every node to every other node.



- Directed connectivity is not symmetric.
- A subset of nodes with directed paths from any one node to any other is a strongly connected component.
- A node belongs to exactly one strongly connected component. An arc is part of at most one strongly connected component.

· *Strongly connected - vahvasti yhteydellinen*
· *Directed path - suunnattu polku*

A tree is a graph without cycles

- Given a graph $G = (V, E)$, $H = (V', E')$ is a **subgraph** of G if $V' \subset V$ and $E' \subset E$
- A **spanning tree** is a connected graph without cycles.
- If graph is not necessarily connected, we talk about a **forest**.

· Subgraph – aligraafi
· Tree – puu
· Spanning tree –
virittäjäpuu
· Forest - metsä

Spanning trees (ST) model minimally connected networks

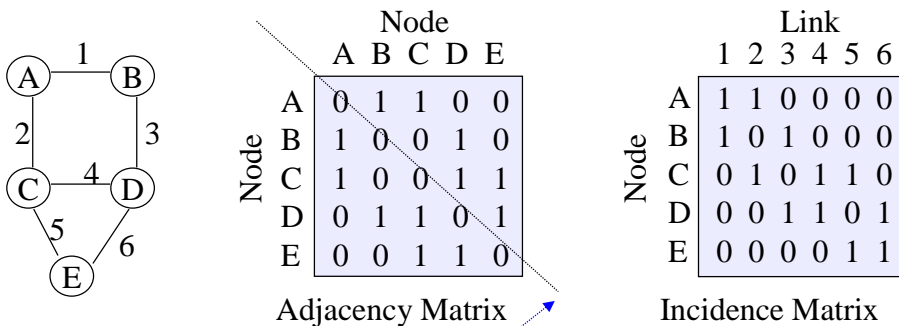
- A **spanning tree** is a minimum cost network.
- Only a single path exists between any two nodes in a ST
 \Rightarrow routing is trivial.
- If a graph has N nodes, any tree spanning the nodes has exactly $N - 1$ edges.
- Any forest with k components has exactly $N - k$ edges.
 - proof by induction starting from graph with no edges.

A set of edges whose removal disconnects a graph is called a *disconnecting set*.

- **XY-cutset** partitions a graph to subgraphs X and Y.
- In a tree any edge is a **minimal cutset**.
- A minimal set of nodes whose removal partitions the remaining nodes into two connected subgraphs is called a **cut**.

· *Disconnecting set – erotusjoukko*
 · *Cut – leikkaus*
 · *XY-cutset - XY-leikkausjoukko*

Adjacency and incidence matrices are used to present graphs

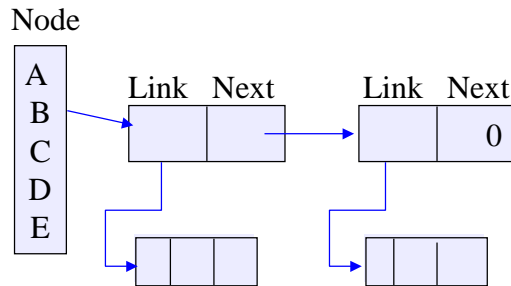
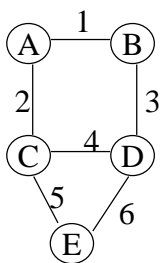


For an undirected graph, the adjacency matrix is symmetric.

For directed graphs, +1 is source and -1 is sink of an arc

· *Adjacency matrix – Naapuruumatriisi* · *Incidence matrix – Liitäämatriisi*

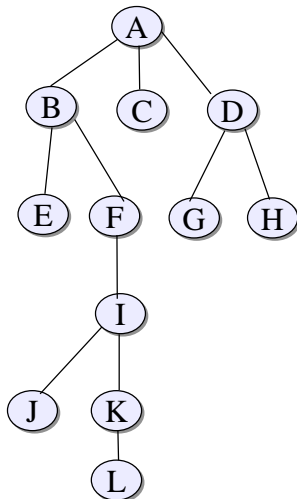
For graph algorithms linked list presentation of adjacency is convenient



S-38.121 S-02 / RKa, NB

Multicast1-20

A tree can be traversed by breadth-first-search



```

Void ← BfsTree (n, root, n_adj_list)
  decl n_adj_list [n, list] /* array of lists of neighbors
  scan_queue [queue]

  InitializeQueue (scan_queue)
  Enqueue (root, scan_queue)

  while NotEmpty (scan_queue)
    node ← Dequeue (scan_queue)
    Visit (node)
    for each (neighbor, n_adj_list[node])
      Enqueue (neighbor, scan_queue)
  
```

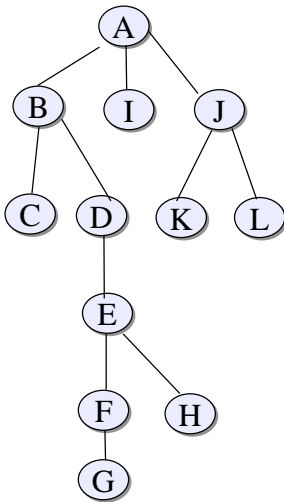
Works for directed links

· Breadth-first-search
- leveyshaku

S-38.121 S-02 / RKa, NB

Multicast1-21

A tree can also be traversed by depth-first-search



```
Void ← DfsTree (n, root, n_adj_list)
  dcl n_adj_list [n, list]
```

```
Visit (root)
for each (neighbor, n_adj_list[node])
  DfsTree (n, neighbor, n_adj_list)
```

Works for directed links

· Depth-first-search -
syvvyshaku

S-38.121 S-02 / RKa, NB

Multicast1-22

An undirected graph can be traversed by depth-first-search

```
Void ← Dfs (n, root, n_adj_list)
  dcl n_adj_list [n, list],
  visited [n]          /* keeps track of progress */
```

```
{ void ← DfsLoop (node)
  if not visited [node]
    visited [node] ← TRUE
  Visit (node)
  for each (neighbor, n_adj_list[node])
    DfsLoop (neighbor)
```

```
visited ← FALSE
DfsLoop (root)
```

S-38.121 S-02 / RKa, NB

Multicast1-23

We can now find and label the connected components of an arbitrary graph

```
Void ← LabelComponents (n, n_adj_list)
  decl n_component_nr[n], n_adj_list[n, list]

  void ← Visit(node)
  n_component_nr[node] ← ncomponents

  n_component_nr ← 0
  ncomponents ← 0
  for each (node, nodeset)
    if (n_component_nr[node] = 0)
      ncomponents +=1
      Dfs (node, n_adj_list)
```

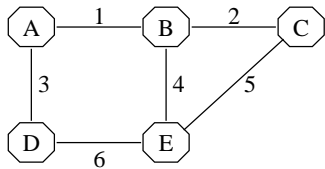
Minimum spanning tree (MST) is the spanning tree with minimum cost

- We assign a length to each edge of the graph. “Length” can be distance, cost, a measure of delay or reliability.
- We look for minimum total length/cost, thus we talk about MST.
- If the graph is not connected, we may look for a minimum spanning forest.

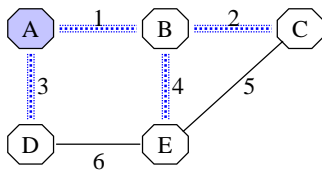
$$n = c + e$$

where n is the number of nodes, c the number of components and e number of edges selected so far holds always.

Multicast to a spanning tree leads to reception only once in each node



- Requires on/off bit (\in ST) per link
- No group membership
- Concentrates traffic to the ST-links
- Ideal would be a tree that
 - spans the group members only
 - minimizes state information in nodes
 - optimizes routes based on metrics



S-38.121 S-02 / RKa, NB

Multicast1-26

A greedy MST algorithm

```

List ← Greedy (properties)
dcl properties [list, list],
      candidate_set [list], solution [list]

void ← GreedyLoop (*candidate_set, *solution)
dcl test_set[list], candidate_set[list], solution[list]

element ← BestElementOf (candidate_set) /* for MST: shortest edge
test_set ← element ∪ solution
If test_set is feasible /* for MST: no cycles
    solution ← test_set
    candidate_set ← candidate_set \ element
If candidate set is not Empty
    Greedy_Loop(*candidate_set, *solution)

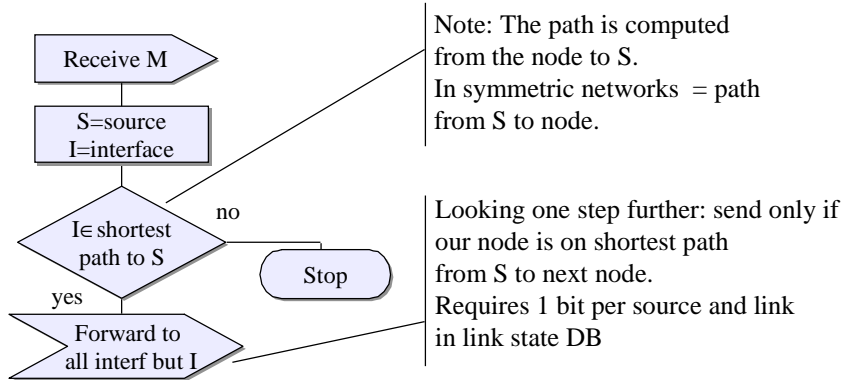
solution ← ∅
If (candidate_set ← ElementsOf (properties)) is not Empty
    GreedyLoop (*candidate_set, *solution)
return(solution)
    
```

S-38.121 S-02 / RKa, NB

Multicast1-27

Reverse-Path Forwarding computes an implicit spanning tree per source – OK for dense trees

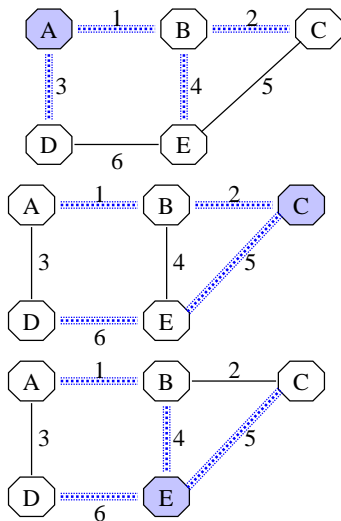
- RPF was first used in Mbone



S-38.121 S-02 / RKa, NB

Multicast1-28

Reverse path forwarding properties

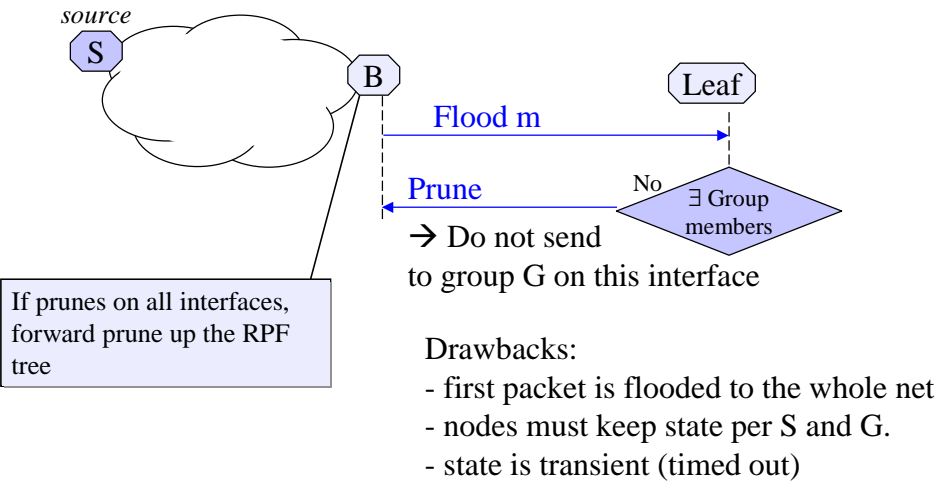


- Different tree for each source \Rightarrow traffic is spread over multiple links leading to better network utilization
- Guarantees fastest possible delivery since uses shortest paths only
- No group membership \Rightarrow packets flooded to the whole network
 - can be scoped by TTL

S-38.121 S-02 / RKa, NB

Multicast1-29

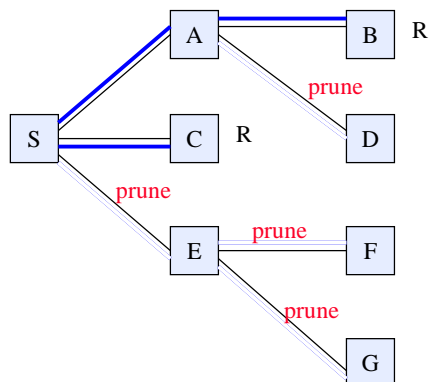
“Flood and prune” introduces dynamic group membership



S-38.121 S-02 / RKa, NB

Multicast1-30

“Flood and prune” – example

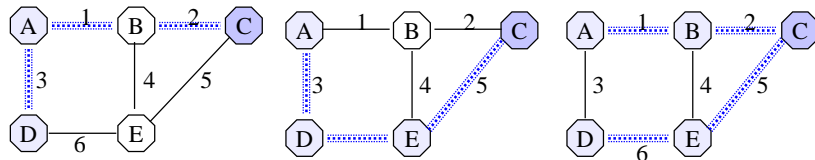


S-38.121 S-02 / RKa, NB

Multicast1-31

Steiner tree spans the group with the minimal cost according to link metrics

- Has never actually been used, only simulated:
 - Finding the minimum Steiner tree in a graph has exponential complexity
 - The tree is undirected: links must be symmetrical
 - Algorithm is monolithic, can't be distributed
 - The tree is unstable when changes occur: traffic routes change dramatically when e.g a member leaves.



- Popular because of its mathematical complexity
- Leads to center-based approach (CBT, PIM)

S-38.121 S-02 / RKa, NB

Multicast1-32

Center-based trees

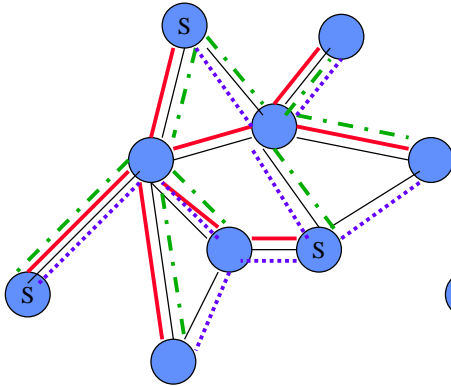
- Choose a center
- The recipients send join commands toward the center
 - Each router on the path toward the center processes the join message and adds the interface on which the join message is received to the forwarding table for the group. The join message continues to the next router toward the center.
 - If an intermediate router already is a member of the tree, it only adds the interface without forwarding the join message. Consequently, a branch is created in the multicast tree.
- Senders send packets to the center.
 - The first router that belongs to the group's tree intercepts the packet and forwards it to all interfaces of the multicast group. Each router receiving a packet forwards it on all interfaces belonging to the tree, except the one that the packet was received on.
 - Senders are not required to be members of the group

S-38.121 S-02 / RKa, NB

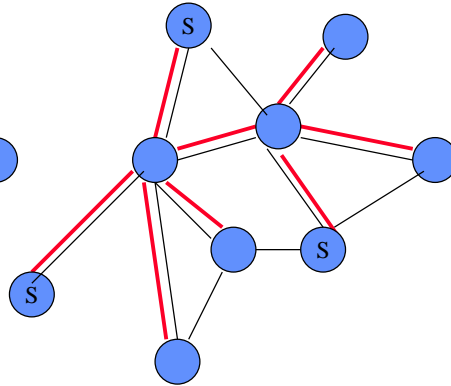
Multicast1-33

Shared trees and source based trees

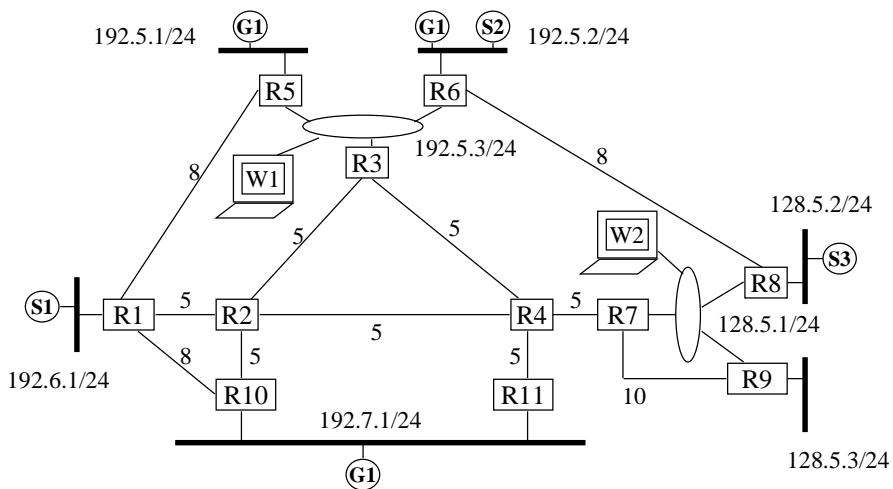
Source based trees



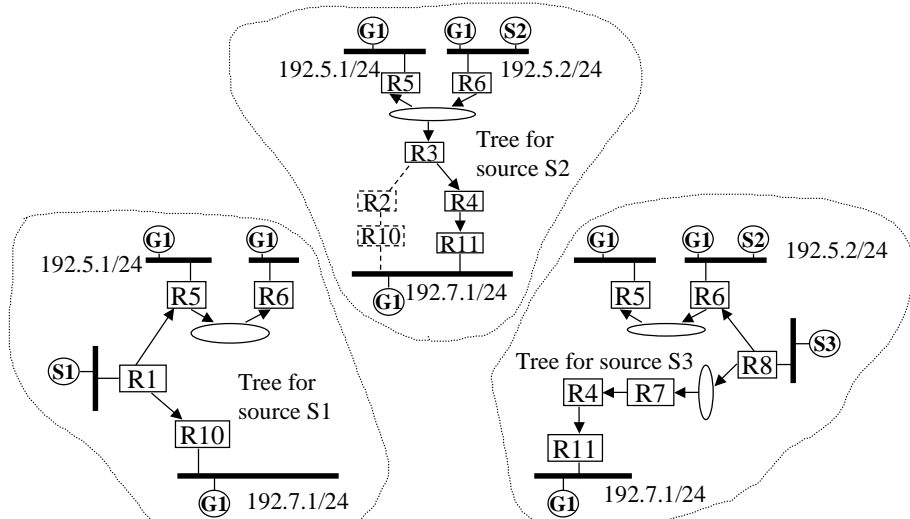
Shared tree



Multicast routing example



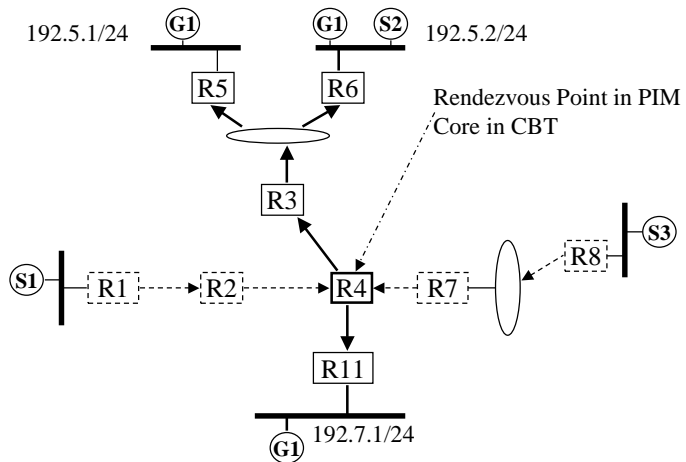
Source based trees for G1



S-38.121 S-02 / RKa, NB

Multicast1-36

Shared tree for G1



S-38.121 S-02 / RKa, NB

Multicast1-37